
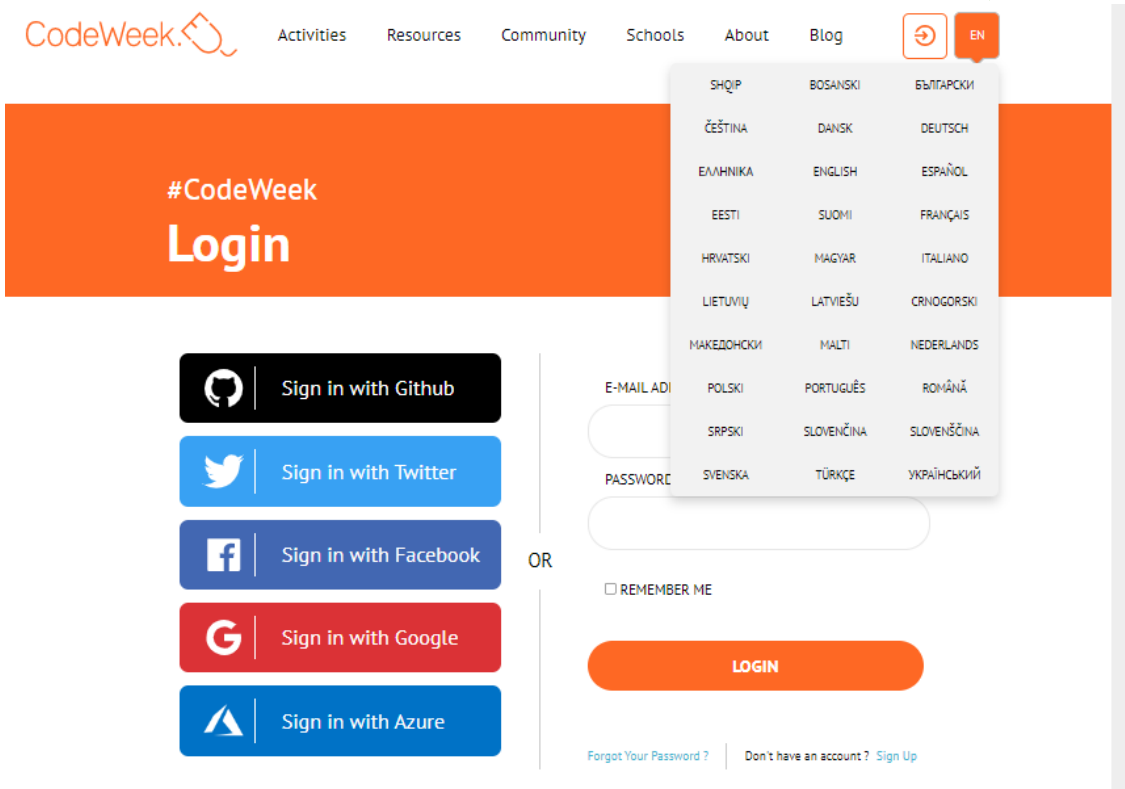


1. Login to the page → [Europe Code Week](#)



🚩 If you want to change the language



+ Add your activity



The screenshot shows the CodeWeek website header with navigation links: Activities, Resources, Community, Schools, About, and Blog. A dropdown menu is open under 'Activities', listing 'Map', 'Featured Activities', 'Add Activity', and 'Scoreboard'. The main content area features a large orange banner with the text: 'EU Code Week is a grassroots initiative which aims to bring digital literacy to everybody in a fun and engaging way...'. Below this, it says '#CodeWeek' and '8-23 October 2022'. A paragraph of text follows: 'Learning to code helps us make sense of the rapidly changing world around us. Join millions of fellow organisers and participants to inspire the development of coding and computational thinking skills in order to explore new ideas and innovate for the future.' An illustration shows a group of diverse people working together around a laptop and a small robot. At the bottom, a call to action reads: 'Get involved! Are you a teacher? Find out how to get involved!'.

+ Last step

You have to fill in the following blanks

Required fields are marked with an * asterisk. Feel free to add the activity listing in your local language.

*ACTIVITY TYPE

*ACTIVITY TITLE

*NAME OF ORGANISATION

*LANGUAGE

*TYPE OF ORGANISATION

*DESCRIPTION

File	Edit	View	Format
		Paragraph	B <i>I</i> ...

Briefly describe the activity planned.

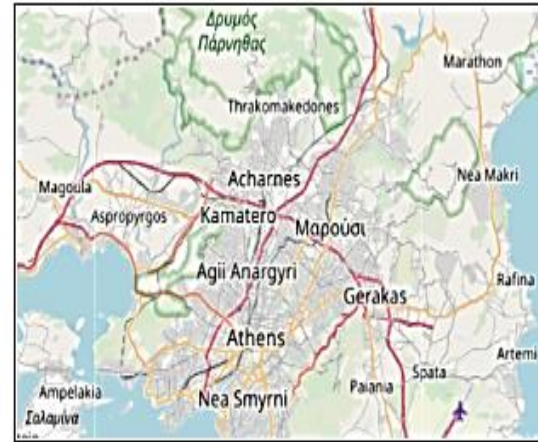
POWERED BY TINY

Who is the activity for?

*AUDIENCE

*THEME

*ADDRESS



Webtools | Leaflet | © OpenStreetMap contributors | Disclaimer

*COUNTRY

*START DATE

*END DATE

ORGANISER'S WEBSITE

PUBLIC EMAIL

TAGS

CODE WEEK 4 ALL CODE

If you have received a Code Week 4 all code from a school colleague or a friend paste it here, otherwise please leave it blank. More info about Code Week 4 All are available [here](#)

IMAGE Max size: 1 Mb

Your contact email will only be visible to EU Code Week Ambassadors and Code week organisers, who will check your activity before it appears on the map and might contact you if edits are necessary or for administering surveys for statistical purposes after the activity.

*CONTACT EMAIL

✚ Then code week organisers will check your activity and they will sent you a mail

Code 4 all



Participating in the Code Week 4 All challenge will allow you to expand your network in your community and across borders.

If you want to link your activities with others organised by friends, colleagues and acquaintances, and together gain the Code Week Certificate of Excellence.

[Europe Code Week](#)

What is it?

How to participate?

1. Visit the [Add Activity](#) page and fill in the necessary details of your coding activity.

If you are the first one in your alliance:

2. Click on Submit.
3. Once your activity has been accepted, you will receive a confirmation email with your unique Code Week 4 All code.
4. Copy the code and share it with your colleagues and others in your network who are also organising a coding activity. Spread the word to encourage others to participate!
5. After the end of the campaign, all activity organisers will be asked to report back on how many participants they have involved. If you were successful in achieving the threshold, you and your colleagues who were part of your network will receive the Certificate of Excellence!

If you are joining an existing alliance:

2. Paste the passcode you received from the initiator, the first to build the alliance, into the CODE WEEK 4 ALL CODE field cell.
3. Click on Submit.
4. Spread the word (and the code!) to get more organisers to join your alliance.
5. After the end of the campaign, all activity organisers will be asked to report on how many participants they have involved. If you were successful in achieving the threshold, you and your colleagues who were part of your network will receive the Certificate of Excellence!

Why join the challenge?

- To spread the message on the importance of coding.
- To see a large number of students get involved.
- To build connections with organisations and/or schools in your community or internationally.
- To find support from other organisers and teachers.
- To gain a **Certificate of Excellence**.

Super Organiser Certificate

- You can also earn a Super Organiser Certificate. To do so you need to organise and [register](#) at least 10 separate activities at your school, organisation, or online.